



## SAFELY TREAT BEHAVIORAL HEALTH PATIENTS IN STANDARD ROOMS

This counter door allows hospitals, long term care, urgent care and other institutional facilities to utilize the same exam room for both medical and behavioral health patients back to back. Creating a multi-purpose room saves the healthcare provider money and resources while providing the needed security for the patients.

The exam room shutter comes standard with a steel curtain for optimum strength. It also has impact resistant guides and end locks that ensure the curtain will stay within the guides in the event of impact.

The fascia side motor is above the ceiling with the coil above the medical cabinet. This creates a completely flat surface facing the patient's room to cover sinks, cabinets, access to oxygen tanks, and other potentially dangerous equipment. In addition, all fasteners are concealed and the bottom bar is flat.

Exam Room Counter Door meets the ASHRAE / Facility Guidelines Institute (FGI) recommendations for all exam room finishes to be impact, tamper, and ligature resistant.

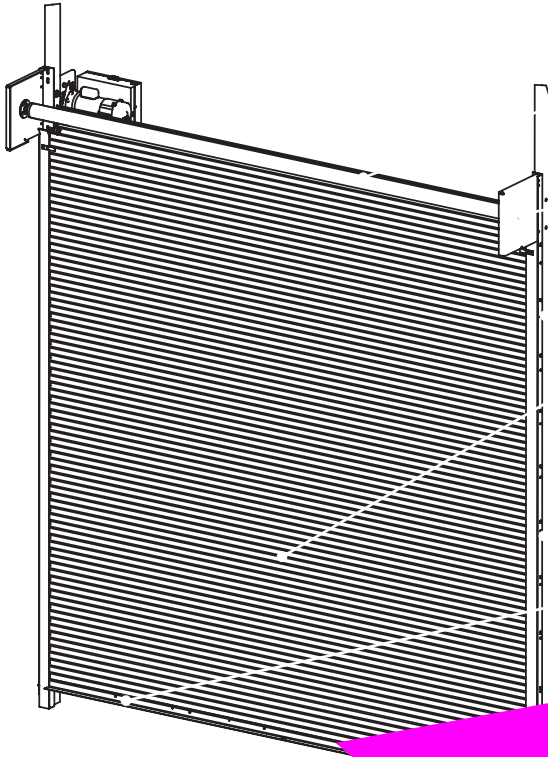
800.233.8366

CornellCookson, LLC. is an ISO 9001:2015 registered company

10.2022

**CORNELL**  
Innovative door solutions.®

## ROLLING COUNTER DOOR



- Hidden above the ceiling, it is made of steel. It supports the curtain and contains torsion springs for assisting operation.

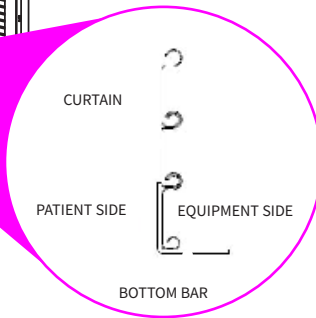
- Steel with powder coating to match curtain. Bolted to the guides to support counter-balance shaft and curtain.

- Two piece steel guides are attached to tubes that are recessed into drywall.

- Interlocking roll-formed flat-faced slats made of Galvanized steel with GalvaNex™ polyester enamel finish in gray, tan or white.

- Riveted to the end of each slat, they are designed to ensure that the curtain is held within the guides in the event of impact.


- Single angle flat bottom bar in steel with powder coating to match curtain creates a smooth transition.



### Motor operation is required.

- ▶ This product is mounted to tubes that are recessed into the drywall along with the coil, eliminating ligature points.
- ▶ Motor mounted above ceiling.
- ▶ Use of ligature resistance access panel is recommended, but not supplied.
- ▶ Control station **MUST** be within line of sight of the shutter. (Prevent curtain obstruction during operation.)

- ▶ 16 gauge extruded aluminum in clear, color anodized and powder coat.
- ▶ Stainless Steel - 300 series in #4 finish.
- ▶ SpectraShield® powder coating in more than 180 colors.
- ▶ For a more durable finish, consider upgrading to our Galvanex™ Ultra™ or SpectraShield® Ultra™ powder coat finish.
- ▶ It is a polyester based textured wear resistant clear coat that provides increased resistance to corrosion of the curtain and improved durability against normal abrasion and scratching due to cycling.



Contact our experienced Architectural Design Support Team for help in customizing our products to fit your specific application.

[www.architectdoorhelp.com](http://www.architectdoorhelp.com)

800.233.8366

CornellCookson, LLC. is an ISO 9001:2015 registered company

10.2022

**CORNELL**  
Innovative door solutions.